




EST



1996

SAVANNAH SURFACES

WHOLESALE



ABOUT US

Savannah Surfaces is a natural stone and porcelain supplier, offering exclusive designs and exceptional products to best fulfill your design vision. Born out of 30 years of experience in the stone business, Savannah Surfaces now sources materials both domestically and from around the globe. As a natural stone and porcelain supplier,




William & Jonathon Rhangos - Founders



Savannah Surfaces excels at identifying, designing, and manufacturing unique products and importing them at competitive prices for our distributors. Our knowledgeable staff works with our global partners, architects, and design professionals to identify the most appropriate products to ensure a positive experience with an extraordinary outcome.



Sterling Sandstone



4

Enhance Sealed



5


CLASSIC SANDSTONE

Classic Sandstone is traditional sandstone. The finish is natural cleft, with beautiful hand cut or sawn edges.

Each color has been hand selected by us and the quarry to replicate timeless looks, inspired by the coast. We sell our stone in pattern packs, single sizes, as well as steps, treads and copings to match. There are slight variations and colors in the stone, however much more subtle than you will see in a variety of other products.

Our stone is gauged, sized and ready for installation. All sizes, weights and coverage of the sandstone and limestone are nominal.


PAVER DETAILS



Driftwood

Dark grey, brown, grey and subtle dark lavender tones

4 pc. Sawn



Stratus

Black, tan and dark grey tones

4 pc. Hand cut



Sterling

Beautiful soft tones of grey

4 pc. Sawn or
4 pc. Hand cut

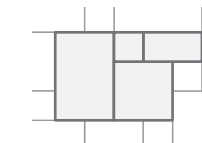


Seagrass

Tans, light grey, neutral brown and soft neutrals

4 pc. Sawn or
4 pc. Hand cut

PRODUCT	THICKNESS	COVERAGE	SIZES
Calibrated 4-Piece Pattern Packs	3/4 inch / 22 mm	234 sq ft	36"x24", 24"x24", 24"x12", 11 3/4"x11 3/4"
24"x24" Calibrated Single Size Pack (Natural finish in sawn or hand cut edges)	3/4 inch / 22 mm	160 sq ft	24"x24"
Copings & Treads	Please reference our price sheet for size options		



* All Sandstones are nominal with natural clefting

SANDSTONE ACCESSORIES

Sterling



Seagrass



Rockface Wall Cap

Rockface Pier Cap

Bullnose Pier Cap

Stepping Stone

PIER CAPS & WALL CAPS

COLOR	SIZES	EDGE FINISH
Sterling	14"x24"x2"	Rockface 2, Bullnose 2
	24"x24"x2"	Rockface 4, Bullnose 4
Seagrass	14"x24"x2"	Rockface 2, Bullnose 2
	24"x24"x2"	Rockface 4, Bullnose 4

STEPPING STONES

COLOR	SIZES	QUANTITY
Sterling (Hand cut)	Mixed	80 pieces per crate
Seagrass (Hand cut)	Mixed	80 pieces per crate



Oxford Tumbled Sandstone

TUMBLED SANDSTONE COLLECTION


Our Classic Sandstone collection, hand cut and tumbled, with a Classic European feel. Soft under the feet, soft color palette. This is a perfect choice for a more historic look.



Ashford



Oxford



St. Croix



Greystone



Yorkstone

PRODUCT	THICKNESS	COVERAGE
4 pc. Pattern	3/4 inch / 22 mm	234 sq ft
18"x36"	3/4 inch / 22 mm	175 sq ft
24"x24"	3/4 inch / 22 mm	160 sq ft


* All sizes throughout catalog are nominal

TUMBLED SANDSTONE COPING & TREADS

TUMBLED SANDSTONE COLLECTION



St. Croix



Greystone



Yorkstone



St. Croix



Greystone



Yorkstone

SIZE

14"x24"x2" Gaged and calibrated

EDGE & FINISH

Sawn edge with tumbled finish

COLORS

Available in all colors


**Ashford and Oxford coming soon*

COPING & TREADS

The **Classic Sandstone Coping** are available in multiple sizes and edge profiles including eased edge, bullnose, and rock face. Coping available to match all Classic Sandstone pavers.

The **Classic Sandstone Treads** are 2" thick, they have a natural finish, and the edges are finished in an eased edge, rockface or bullnose down one long side. We stock these in all colors to match our pattern packs at varying sizes and depths.

Please call or consult price sheet for available sizes.



Bullnose



Eased Edge



Rock Face



Driftwood

Eased Edge



Stratus

Rock Face



Sterling

Bullnose



Seagrass

Rock Face



STEP TREADS

Step treads come in Sterling Sandstone and Midnight Limestone. They are 6" high, and they come in different lengths. Please see our price sheet for sizing. Please be aware all sizes and weights are nominal.



Sterling

Sandstone

Midnight

Limestone



Savannah Surfaces
PACKAGING





PAVERS & COBBLE



Sterling Handcut Pavers



Oxford Hand Cut & Tumbled 4x4 Cobble



Seagrass Tumbled 4x4 Cobble

DETAILS

We offer our pavers in 3-piece pattern packs in Seagrass natural, hand cut or sawn & tumbled, and our Sterling in natural, hand cut or hand cut & tumbled. They have a 2 ³/₄" calibrated thickness for vehicular traffic.

Our beautiful, crated cobbles are available in Seagrass natural hand cut or tumbled, Sterling and Stratus in natural hand cut, and Oxford in natural, hand cut & tumbled. Our cobble are 2" nominal thickness.



Oxford

Subtle black, white and beige tones



Seagrass

Tans, light grey, neutral brown and soft neutrals




Sterling

Beautiful soft tones of grey



Seagrass Tumbled Pavers

tumbled
LIMESTONE



Golden Wheat



Midnight

PRODUCT	THICKNESS	WEIGHT	COVERAGE	SIZES
Golden Wheat Calibrated 4-Piece Pattern Pack (Natural, machine cut, tumbled)	1 inch	2050 lb	145 sq ft	11"x11", 22"x11", 22"x22", 32.5"x22"
Midnight Calibrated 4-Piece Pattern Pack (Natural, machine cut, tumbled)	1 inch	2050 lb	145 sq ft	11"x11", 22"x11", 22"x22", 32.5"x22"
Harbour Grey Calibrated 4-Piece Pattern Pack (Natural, machine cut, tumbled)	1 inch	2450 lb	175 sq ft	12"x12", 24"x12", 24"x24", 24"x35.5"
18"x36" Calibrated Single Size Pack	1 inch	2395 lb	171 sq ft	18"x36"
24"x24" Calibrated Single Size Pack	1 inch	2290 lb	160 sq ft	24"x24"
Coping with Eased Edge - Harbour Grey	1.5 inches	3250 lb	25/crate	14"x48"
- Golden Wheat & Midnight	2 inches	2600 lb	20/crate	14"x48"

* All sizes throughout catalog are nominal



Harbour Grey

BENEFITS *of* LIMESTONE



Golden Wheat

Limestone is a sedimentary stone that is very common all over the world. It is very versatile, durable and consistent in color.

- Indoor and outdoor applications in a wide variety of colors, sizes and finishes
- Dense, sturdy and durable
- Insulating properties allow limestone to not be too hot in the summer, or too cold in the winter



Golden Wheat



Harbour Grey



Harbour Grey



Midnight

COPING & TREADS

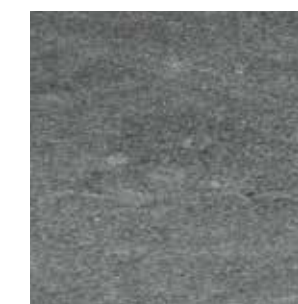
The Limestone copings are one size, tumbled and eased edge to match the pattern packs.



Golden Wheat
2"



Harbour Grey
1.5"



Midnight
2"

* Limestone Treads only come in 14"x48"x1.5"-2"

Golden Wheat



PORCELAIN PAVERS

Crema di Latte



Vulcano



Vulcano
Crema di Latte
Grigio



Crema di Latte

BENEFITS *of* PORCELAIN

Porcelain tile is weather resistant stoneware for any type of outdoor flooring.

It is hard-wearing, anti-slip and capable of withstanding heavy loads. It can be installed on grass, sand, gravel, or mortar set over concrete base. It can also be used in approved raised installation systems.



 Frost resistant

 Non-fading

 Look of real stone

 Resistant to acid, chemicals, salt

 Resistant to mildew & mold damage

 Easy to clean

 Easy to install

 Easy to remove

 Reusable

 Anti-slip

 Sand and gravel set possible


 Resistant to loads


 Suitable for raised installations

 Long lasting

 Impervious







Old World Tabby Concrete Paver



Old World Tabby Ruins at Cumberland Island, Georgia

Old World Tabby was born out of a centuries old building technique, using oyster shell as the core aggregate to create foundations, walls and floors in the southeastern coastal region. Today many of these structures still exist as a testament to the beauty and strength of the process. Today the Old World Tabby Company has reimagined the use of oyster shells with modern technology to create shell products in hand made concrete and porcelain. Due to the length of time needed to create our “original” concrete product and the limited production quantity, we made a decision to pair with Italy in making a very unique, exclusive porcelain version. The artistry and the detail of the Old World Tabby coupled with Italy’s expertise and years of experience bring the product to life. Savannah Surfaces can now bring a more affordable, maintenance free option to the industry that can be enjoyed by all.

Offered in three coastal colors our products are an ideal surface solution for pools, decks, porches, counter tops and architectural elements. Old World Tabby is an exclusive, one of a kind product.

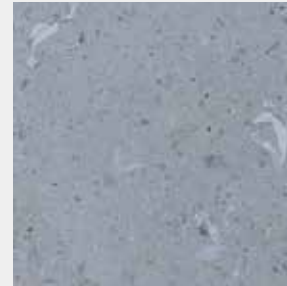
OLD WORLD TABBY OYSTER PORCELAIN



White



Sand



Grey



Coping

PRODUCT	THICKNESS	COVERAGE	SIZES
---------	-----------	----------	-------



12"x24" Calibrated Single Size Pack (Rectified edges)	3/4 inch	247.91 sq ft	12"x24"
24"x24" Calibrated Single Size Pack (Rectified edges)	3/4 inch	232.41 sq ft	24"x24"
24"x36" Calibrated Single Size Pack (Rectified edges)	3/4 inch	290.63 sq ft	24"x36"
Coping - Finished Glazed Front on One Long Side	1.18 inches	13"x24"	3 cm
Coping - Finished Glazed Front on Two Long Sides	1.18 inches	14"x24"	3 cm



* These pavers are available for mortar set, sand set, gravel set, or grass set applications




GREY OLD WORLD TABBY OYSTER PORCELAIN





WHITE OLD WORLD TABBY OYSTER PORCELAIN



SAND OLD WORLD TABBY OYSTER PORCELAIN

CORAL SELECT PORCELAIN PAVERS

Old World Tabby Coral Select Porcelain is everything you love about the look of natural coral. Coral Select is featured in 28 faces so the pattern almost never repeats. It is an ideal selection for pool decks, patios, porches and vertical architectural elements. Coral Select is a one-of-a-kind paver offered exclusively by Savannah Surfaces.




PRODUCT	THICKNESS	COVERAGE	SIZES
12"x24" Calibrated Single Size Pack (Rectified edges)	3/4 inch	247.91 sq ft	12"x24"
24"x24" Calibrated Single Size Pack (Rectified edges)	3/4 inch	232.41 sq ft	24"x24"
24"x36" Calibrated Single Size Pack (Rectified edges)	3/4 inch	290.63 sq ft	24"x36"
Coping - Finished Glazed Front on One Long Side	1.18 inches	13"x24"	3 cm
Coping - Finished Glazed Front on Two Long Sides	1.18 inches	14"x24"	3 cm



* These pavers are available for mortar set, sand set, gravel set, or grass set applications



Old World Tabby Coral Select Porcelain Pavers



OLD WORLD
— TABBY —
SAVANNAH • GEORGIA


INTRODUCING
the
OLD WORLD TABBY

REEF COLLECTION


Sand Reef Select Porcelain

REEF PORCELAIN DETAILS


Old World Tabby Reef Porcelain Collection is meant to remind you of the most unique limestones from across the globe. Light and bright, crisp, clean colors that inspire the soul. Elegant and natural, these pavers never go out of style.



Reef Sand



Reef Ivory



Reef Grey



Reef Ivory

PRODUCT	THICKNESS	COVERAGE	SIZES
24"x24" Calibrated Single Size Pack (Rectified edges)	3/4 inch / 22 mm	232.51 sq ft	24"x24"
Coming Soon in 24"x48" (Rectified edges)	3/4 inch / 22 mm	271.25 sq ft	24"x48"
Coping - Round Edge	2 cm		12"x24"

Sand Reef Porcelain



Ivory Reef Porcelain

BECOMING *a* DEALER

Interested in becoming a dealer or buying our products?

Please consult our website or contact our office to find a reputable dealer in your area. We at Savannah Surfaces pride ourselves in our one-on-one, hands-on approach to customer service. We choose high-quality, reputable and reliable product services. If you have any questions or are interested in becoming a dealer, please contact us.

Contact: **Anna Griffin**

Anna@SavannahSurfaces.com | O: 843-784-6060 | C: 843-441-1872



INFORMATION *on* OUR MATERIALS



Color - Natural Stone will vary with range in both color and movement. It is important to see multiple samples before ordering to approve color.



Sizes - All sizes quoted are nominal sizing




Maintenance - Some natural stone will have some iron content - this can cause some areas exposed to oxidize. Please ask your distributor to recommend a rust/stain remover. Sealers may or may not be needed - always use an appropriate sealer for natural stone and follow all instructions. Testing on a small piece first is always recommended.



Installation - Please refer to your distributor, installer, manufacturer for installation instructions.

We only offer our products through our distribution network. Please visit our website for distributors near you.



EST  1996

SAVANNAH SURFACES

WHOLESALE

The Low Country's Premier Provider of
Interior & Exterior Surfacing Materials

(843) 784-6060 | SAVANNAHSURFACESWHOLESALE.COM

SAVANNAH SURFACES WHOLESALE & THE ETHICAL TRADING INITIATIVE

Savannah Surfaces is a part of a leading alliance of companies, trade unions and NGOs that promote respect for workers' rights around the globe. As a part of The Ethical Trading Initiative, our vision is a world where all workers are free from exploitation and discrimination, and enjoy conditions of freedom, security and equity.

- ♦ Working conditions in the mining of stone are safe and hygenic
- ♦ Child labor is not used in the quarrying of stone
- ♦ Living wages are paid
- ♦ Working hours are not excessive
- ♦ No harsh or inhumane treatment is allowed



Special Thanks to Blake Crosby Photography | bcrosby.com



EST

1996

SAVANNAH
SURFACES

WHOLESALE

FIND YOUR DEALER

<https://savannahsurfaceswholesale.com/dealers>